




Audio & Video Calibration and Consulting

Calibration Report

Photo Research PR-670 Verified Color and Sencore SP-495 with
Earthworks M30 Microphone Sound Measurements



W. Jeff Meier
Phone: 573-480-9664
Email: jeff@accucalhd.com
www.accucalhd.com



Owner: Warnell
Manufacturer: Panasonic
Model: Plasma
Calibrator: W. Jeff Meier
Date: October 11, 2012



Pre Calibration Results

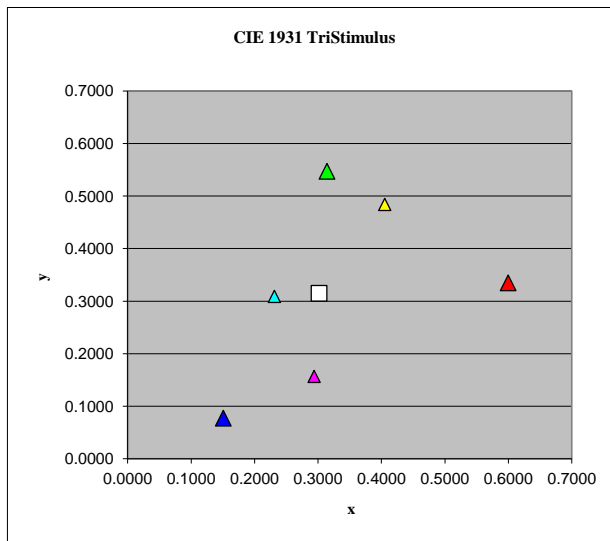
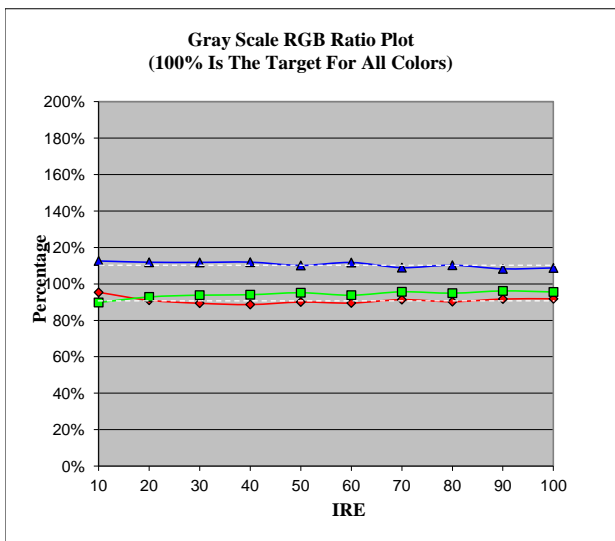
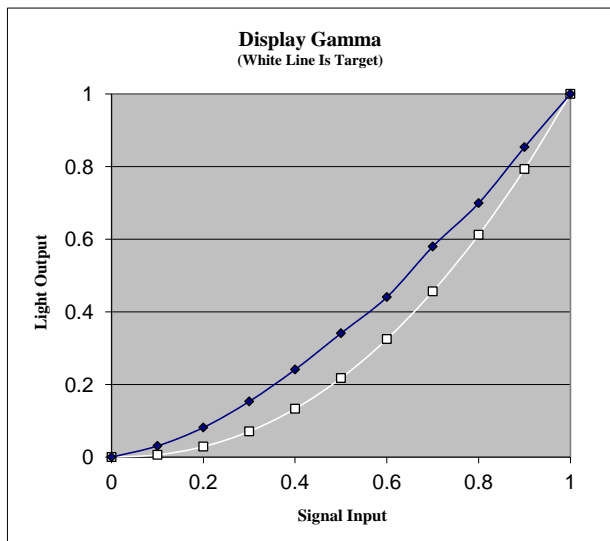
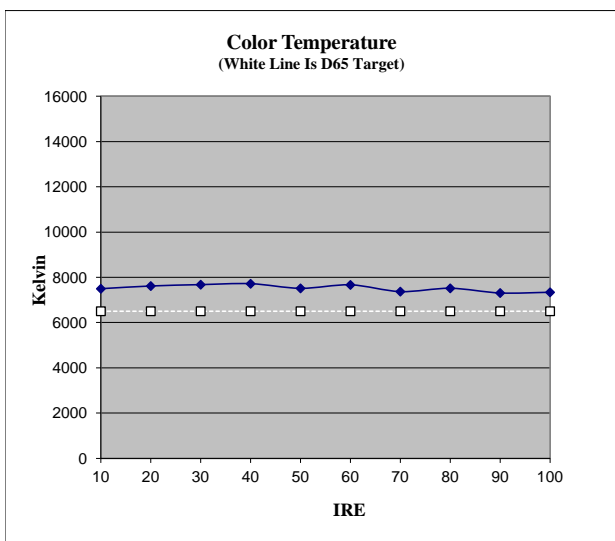
IRE	x	y	Y,fL	$\Delta E_{u^*v^*}$	Kelvin	Gamma	%Red	%Green	%Blue
0	0.3926	0.3193	0.058	81	-	-	194%	70%	79%
10	0.3019	0.3047	1.303	20	7492	-	95%	90%	113%
20	0.2992	0.3088	3.349	17	7612	-	91%	93%	112%
30	0.2981	0.3099	6.243	17	7672	1.56	89%	94%	112%
40	0.2975	0.3100	9.790	17	7713	1.58	89%	94%	112%
50	0.2995	0.3130	13.819	15	7510	1.55	90%	95%	110%
60	0.2982	0.3099	17.838	17	7662	1.41	90%	94%	112%
70	0.3012	0.3149	23.448	13	7366	1.78	91%	96%	109%
80	0.2996	0.3127	28.273	15	7511	1.40	90%	95%	110%
90	0.3018	0.3161	34.497	12	7305	1.69	92%	96%	108%
100	0.3016	0.3150	40.406	13	7336	1.50	92%	96%	109%

	x	y
Red	0.5997	0.3348
Green	0.3141	0.5471
Blue	0.1507	0.0773
Cyan	0.2312	0.3090
Magenta	0.2938	0.1568
Yellow	0.4052	0.4840
White	0.3016	0.3150
Skin	0.3751	0.3580
Sky	0.2555	0.2635
Foliage	0.3241	0.3930

On/Off Contrast Ratio 698

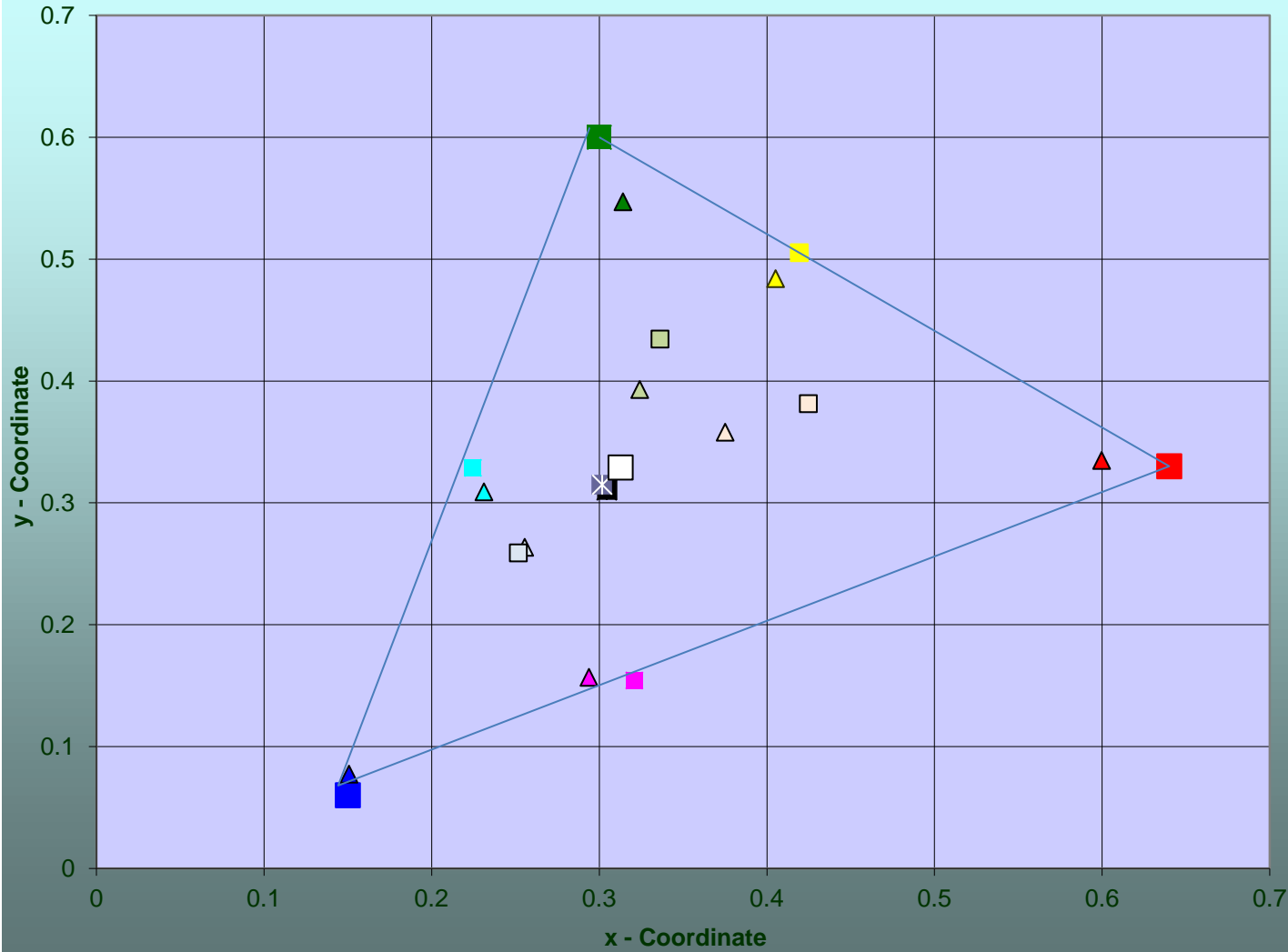
Average Gamma 1.56

Perceived Saturation 73%



TriStimulus Chart
CIE - 1931

HDTV - Colospace



- White Value
- Red Primary
- Green Primary
- Blue Primary
- Target White
- Yellow Secondary
- Cyan Secondary
- Magenta Secondary
- Red Value
- Blue Value
- Green Value
- Yellow Value
- Cyan Value
- Magenta Value
- Skin Value
- Sky Value
- Skin Color
- Sky Color
- Foliage Color
- Foliage Value

Post Calibration Results

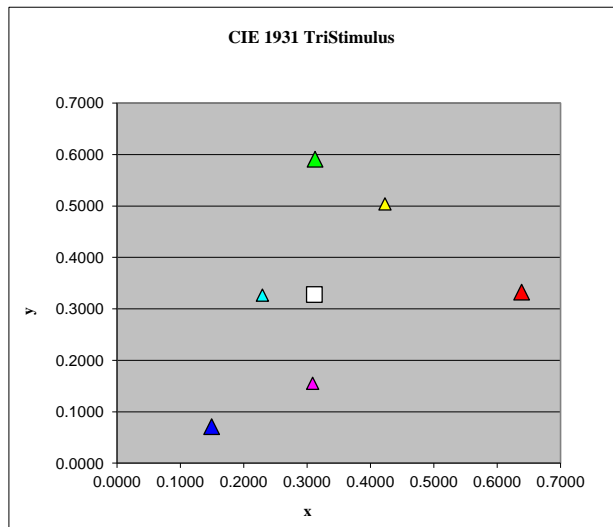
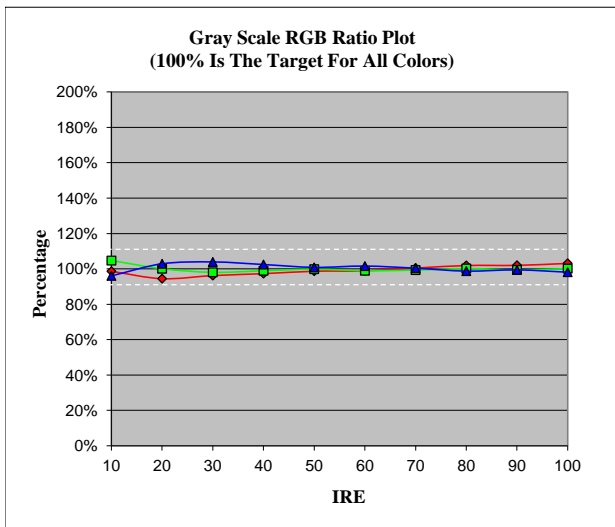
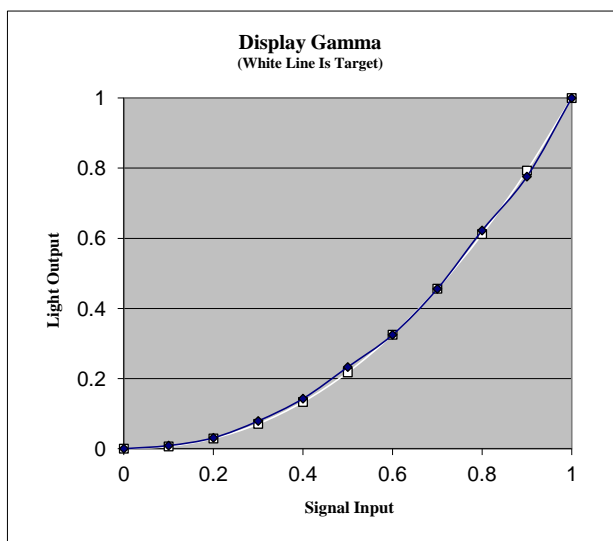
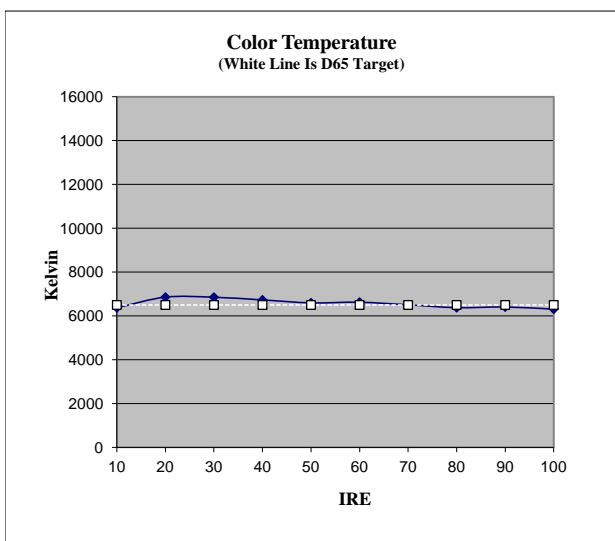
IRE	x	y	Y,fL	$\Delta E_{u^*v^*}$	Kelvin	Gamma	%Red	%Green	%Blue
0	0.3737	0.3147	0.003	65	-	-	174%	73%	87%
10	0.3141	0.3382	0.360	7	6374	-	99%	105%	96%
20	0.3070	0.3260	1.191	5	6856	-	94%	100%	103%
30	0.3077	0.3228	2.984	6	6852	2.31	96%	98%	104%
40	0.3093	0.3253	5.367	3	6730	2.06	97%	99%	102%
50	0.3113	0.3279	8.736	1	6596	2.19	99%	100%	101%
60	0.3110	0.3262	12.179	2	6625	1.83	99%	99%	102%
70	0.3128	0.3279	17.079	1	6509	2.20	101%	99%	100%
80	0.3149	0.3306	23.302	2	6380	2.33	102%	100%	99%
90	0.3145	0.3290	29.047	2	6409	1.87	102%	99%	99%
100	0.3161	0.3312	37.428	3	6311	2.41	103%	100%	98%

	x	y
Red	0.6387	0.3326
Green	0.3126	0.5910
Blue	0.1493	0.0710
Cyan	0.2295	0.3267
Magenta	0.3088	0.1553
Yellow	0.4229	0.5042
White	0.3115	0.3279
Skin	0.4182	0.3787
Sky	0.2472	0.2599
Foliage	0.3399	0.4387

On/Off Contrast Ratio 11517

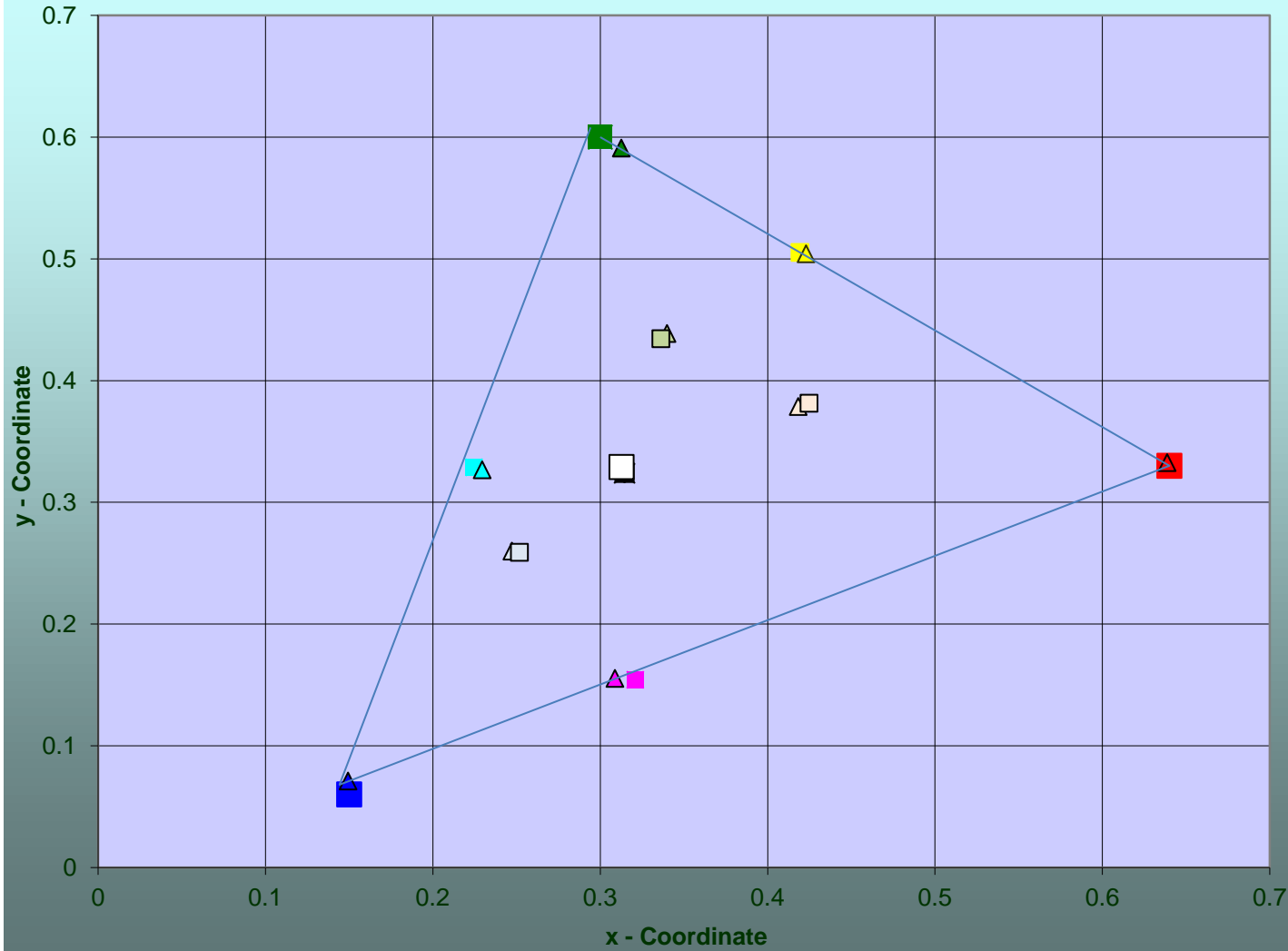
Average Gamma 2.15

Perceived Saturation 101%



TriStimulus Chart CIE - 1931

HDTV - Colospace



Panasonic Displays

Picture Custom
Contrast 78
Brightness 57
Color 49
Tint 0
Sharpness 0
Color Temp. Warm1
CATS Off
Video NR Off
Pro Settings
 Color Space Normal
 W/B High R -3
 W/B High G 0
 W/B High B +1
 W/B Low R 0
 W/B Low G 0
 W/B Low B 0
 Black Extension 0
 Gamma Adjustment 2.4
 Panel Brightness Mid
Contour Emphasis Off
AGC 0
Pixel Orbiter Disable

AccuCal™

AccuCal™

This service will ensure you are receiving peak performance from your home theater system. State of the art test equipment and design tools are used to achieve optimal results from your display and sound system.



Services Include:

- Video calibration to refine color, contrast and resolution to achieve the through the window look you paid for.
- Audio calibration to optimize your system's frequency response, clarity and balance so you can enjoy the sound as it was meant to be heard.

- Consultation to aid you in the selection of equipment that matches your needs and budget.
- Acoustical design and strategic speaker placement to immerse the room with vibrant sound.
- Video design to attain maximum display performance within your room.

Experience:

- Over two hundred home theaters a year.
- Degreed engineer.
- Modest to high end home theaters around the country.



Your path to the Home Theater ExperienceSM